









What We Will Do in Our Photovoice Project

	<p><u>Learn about Photovoice</u> Discuss our questions, concerns, and hopes Start our work as a group Develop ideas of things to photograph Talk about how photographs can tell our “stories”</p>
	<p><u>Take Photographs</u> Learn about being a researcher Practice explaining the project to others Learn how to use the camera Take photographs that represent our point of view</p>
	<p><u>Discuss Photo & Reflect on Experience</u> Talk about our photos Think about what we want to say with this project Develop ideas of new photos to take File/organize our photographs</p>
	<p><u>Write or Dictate Narratives</u> Write or dictate captions to go with them Create categories for our exhibit Invite some guests to discuss our photos</p>
	<p><u>Choose Photos for Sharing</u> Plan our exhibit: what, where, when, how Think about who to invite Decide on outreach formats</p>
	<p><u>Invite People to Share in Discussion</u> Work with media, social media, and community Plan other outreach. Create and send out invitations</p>
	<p><u>Present & Exhibit</u> Celebrate the work we have done See what people say and think about our efforts Know our voices have been heard</p>
	<p><u>Reflect & Move Forward</u> Celebrate Reflect on what we have done and learned Think about next steps Plan for the future</p>